

24
new

 **Trachea**

**NEW
2024**

T.ærylic

T.segment

5 year
warranty

GLAKS

T.effect+

FENIX
NTM®

Extended **5** year warranty for squared doors!



T.classic I DÉCORS: **GLOSS, MATT & SUPER MATT**



132 Poseidon glossy green

The moss shade with a hint of silver is refined, almost tender, but at the same time very vital and charged with inner strength. It especially stands out if you work sparingly with it and let it shine in the interior.



136 glossy mustard

Mustard as mustard should be! Strong, hot and full of energy. A décor that cannot be overlooked but at the same time need not be feared. Its colour is so natural and pleasant that it will immediately become a gemstone in the interior.



2-08 caramel SUPER MATT

The strongest of our super matt décors, literally radiating energy into the area. This is why it's worth working with it with careful consideration, knowing that its combination potential is fortunately almost unlimited...




3-5 green fern

A strong yet uncommon shade that will refresh the interior with its positive energy. In addition to a number of other colour combinations, it will match virtually any wood décor.



T.classic | WOOD & NATURAL DÉCORS




521 honey alder

The harmonic alder is an evergreen among décors. Its warm tones and natural wood texture express the positive atmosphere of being “at home”. Another reason why it is favoured is its nearly smooth and therefore very practical surface...




6-55 quartzite

The lightest of the triad of “stone” décors, outstanding for their beautiful natural colours as well as authentic surface texture. This exceptional laminate offers a similarly wide spectrum of applications.



6-75 grey rock

The white spots on grey background underline the genuineness of the embossed laminate texture. Together with its sister décors, this is a culmination of the Natural series which continues to gain popularity. This natural décor offers plenty of room for different combinations.



6-85 agate grey

Even this darkest of the three textured stone décors offers a perfect imitation of natural stone. The dark colour underlines the impression of sturdiness which this agate décor will add to the interior.

T.classic & T.lacq | SHAPES



shape 26 | Q26

foil décor: 126 light grey magnolia
min. size: 170 x 160 mm
max. size: 1250 x 2500 mm



shape Q27 | 27

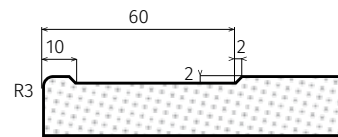
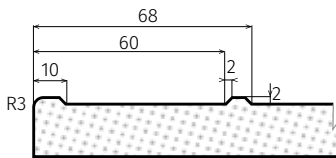
colour: RAL 3012 matt
min. size: 170 x 160 mm
max. size: 1250 x 2500 mm

standard milling

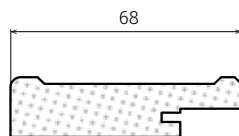
single milling

standard milling

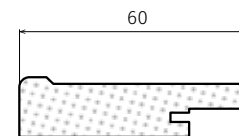
single milling



frame for glazing




frame for glazing



Note:

Shapes 26 and 27 (T.classic) can also be made in painted variants Q26 and Q27 (T.lacq).



A27 glossy pearl

The fine hint of jasmine in combination with the pearl effect will make the interiors shine.



A111 glossy Greta grey

This agreeable brown-grey shade is an excellent match to both lighter and darker décors.



A184 glossy Canadian blue

This shade sends a strong energy message that will match contrast colour combinations and light wood décors equally well.



A187 glossy Alaska grey

This grey shade, cold as the rocks on the slopes of Denali, is unobtrusive and unpretentious, but still full of power and timelessly elegant.



A712 glossy red clay

This unusual décor in the shade of dark haematite will feel natural and friendly. The shade is strong but not authoritative.



FENIX NTM® | DÉCORS



XF 2628 zinc

The décor texture, including its glossy golden facets, creates an impression of a fine gritty texture while its surface is perfectly smooth.



XF 2638 titanium


Even the grey silver titanium creates an impression of a finely embossed texture, although it is as smooth as the other FENIX décors.



T.segment | LTD DÉCORS



1223 ST19 seville ash tree



1307 ST19 brown warmia walnut



U702 ST9 cashmere grey




U767 ST9 cubanite grey




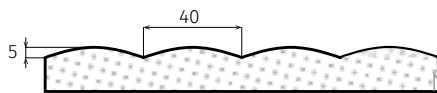
U960 ST9 onyx grey

T.classic & T.lacq | DECORATIVE PANELS



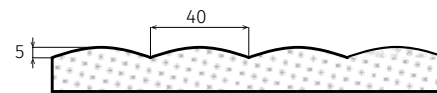
shape P12/QP12

foil décor: 2-40 pearl grey super matt
min. size: 80 x 90 mm
max. size: 1000 x 2400 mm



shape P13/QP13

foil décor: 2-08 caramel super matt
min. size: 80 x 90 mm
max. size: 1000 x 2400 mm



Size series in mm:

80 / 120 / 160 / 200 / 240 / 280 / ... 1000
(width is limited to sizes in multiples of 40 mm)

Note: Assemblies require the drawing to be supplied for continuity reasons (and potential consultation with Trachea).

Size series in mm:

80 / 120 / 160 / 200 / 240 / 280 / ... 1000
(width is limited to sizes in multiples of 40 mm)

Note: Assemblies require the drawing to be supplied for continuity reasons (and potential consultation with Trachea).



FIXTURES



We have extended the number of RAL décors allowing painted fixtures in matching colours.
The result is marvellous in combination with suitable laminates...



RAL 1012
T.classic – 136 glossy mustard



RAL 1015
T.classic – 6-55 quartzite



RAL 2001
FENIX XF789



RAL 3020
T.acrylic – AF706 graphite super matt



RAL 7016
T.acrylic – A111 Greta grey



RAL 7024
FENIX XF724 – bromine grey



RAL 7047
T.classic – 2-30 dust grey super matt



RAL 8028
T.classic – 165 glossy cappuccino



RAL 9005
T.classic – 6-75 grey rock





foil doors
No. 1 in CR & SR

T.classic
quality guarantee

Extended 8 year warranty for foil doors!



Trachea, a.s. | Tovární 1209 | 769 01 Holešov
+420 573 502 111 | obchod@trachea.cz
www.trachea.cz